

August 24, 2021



KLGA-9 2021 LOCAL RULES AND RESPONSIBILITIES

1. "Winter" Rules:

If playing **Cart Path Only** due to WEATHER, "lift, clean and place" is permitted by moving the ball one club-length, **on the fairway only**, not in the rough, no closer to the hole.

2. Carry Overs and Drop Areas:

There are 3 options for Holes #9 and #17 on the Plantation and Hole #8 on the Woods Course:

- a. Re-tee and drive again, in which case she will be hitting her **3rd stroke**, as a result of a **one stroke penalty, or**
- b. The player can carry the ball across and hit from the drop zone; the player will then be hitting her **4th stroke, or**
- c. The player also has the option to forgo the attempt to traverse the ravine and may hit from the drop zone, as her **4th stroke**. Therefore, a player doesn't lose a ball in the ravine by choosing to hit from the drop zone (**Approved for KLGA/9 only**)

3. Speed of Play and When to Pick Up Your Ball

The 2020 World Handicap Rules indicate that the maximum number of strokes an established handicap player can take is: Par +2 + number of handicap strokes allowed for the course being played. The strokes appear on the weekly official score card. A player establishing a handicap must not record more than par +5 on any hole. Under these new rules, players are eligible for **low net** prizes, even if ball is picked up. For **low gross** prizes, an individual player must record the **actual number of strokes taken to hole out**.

The max scores are:

- 10 strokes for a Par 5
- 9 strokes for a Par 4
- 8 strokes for a Par 3

Players are encouraged to post scores hole-by-hole, so the automated system can apply their handicap to determine the maximum number of strokes a player can take on a hole.

4. Team play with 3 players

If the play reflects a team score, and there is a team of 3 players, the team will adjust in the following manner: On each hole one member of the team will hit twice each time the ball is hit, once for themselves and once for the missing player. The player designated as hitting twice will rotate on each hole so that every player participates equally, to the extent possible.

5. Captain's responsibility

The Captain is usually, but not always, the member with the lowest handicap in the group. The Captain is to be mindful of the pace of play and offer suggestions where appropriate:

- Record the gross scores of all players on the official score card and any pertinent information for the day's game.
- Ready golf: be near or at your ball ready to hit after someone else has hit.
- Take clubs in your cart to the next hole.
- Remind players of rules regarding penalties and/or distance for hazards (red stakes/strips) or out of bounds (white stakes/lines).
- Lost ball: 3-minute time limit and options to drop or return to where ball was hit.
- Ensure golf etiquette is being followed.



August 24, 2021

6. Free Relief Areas (no closer to hole)

- Staked trees, mulch/flower beds, fans, drains, ditches around mulch: **Drop 1 club-length.**
- Sprinkler heads in **short grass** around the green: If the ball is 1) on the line of play to hole **and** is 2) within 2 club-lengths of the green, **and** 3) within 2 club-lengths of the ball, then **drop the ball on a reasonable line within 1 club-length** not in line with sprinkler head.
- Ball in any bunker in a disturbed area, (i.e., footprints): Drop ball within **1 club-length.**

7. **2 stroke penalty** Alternative to Stroke and Distance for Lost Ball or Ball Out of Bounds:

If the player's ball has not been found or is known or virtually certain to be out of bounds, the player may take relief by dropping the original ball or another ball by:

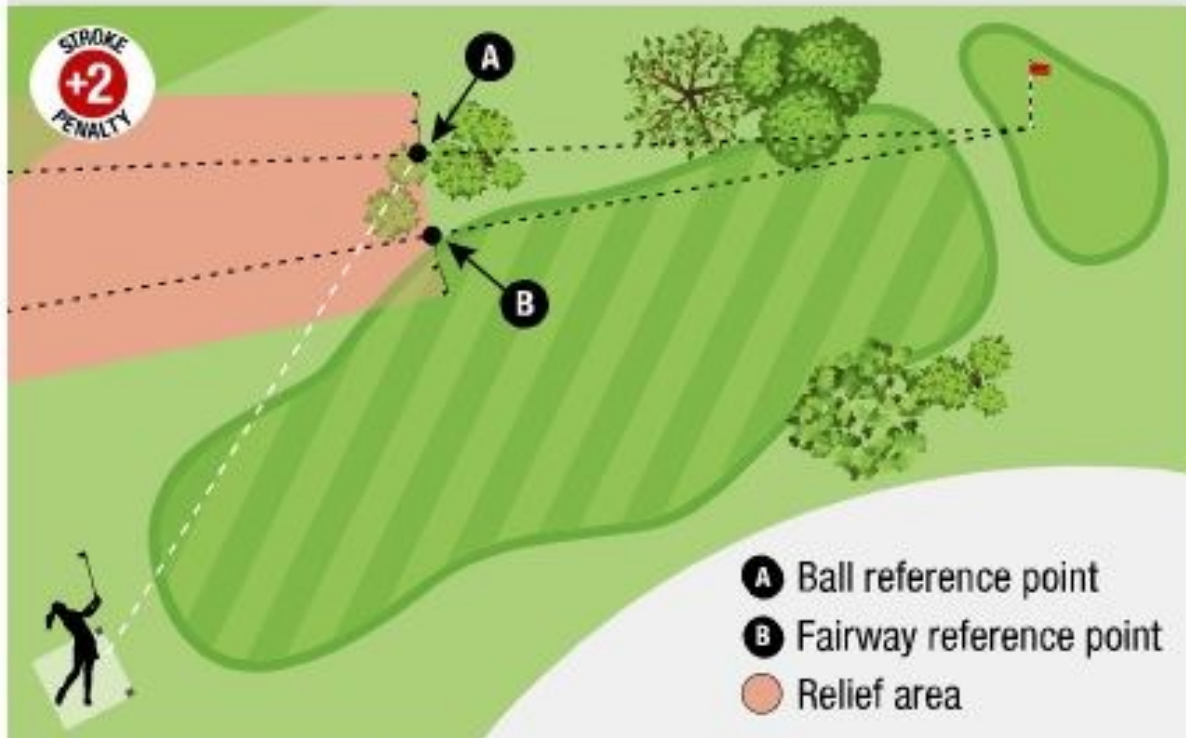
- Taking the ball to the points at the edge of the fairway closest to where the ball was lost or went out of bounds, Fairway Reference Point *, no closer to the hole.
 - **Option 1:** Drop the ball within 2 club-lengths at the edge of the fairway.
 - **Option 2:** From the fairway reference point, in line with the flag, go back as far as desired within 2 club-lengths, but it may be in the rough.

*Fairway Reference Point: the point on the fairway that is nearest to the where the ball was lost or went out of bounds, no closer to the hole.

Please Note: Diagrams on these rules are on the following pages and on the website.

8. **Any doubts?** write down what you did and inquire with pros when you finish the round.

MLR E-5 DIAGRAM 1: BALL NOT FOUND



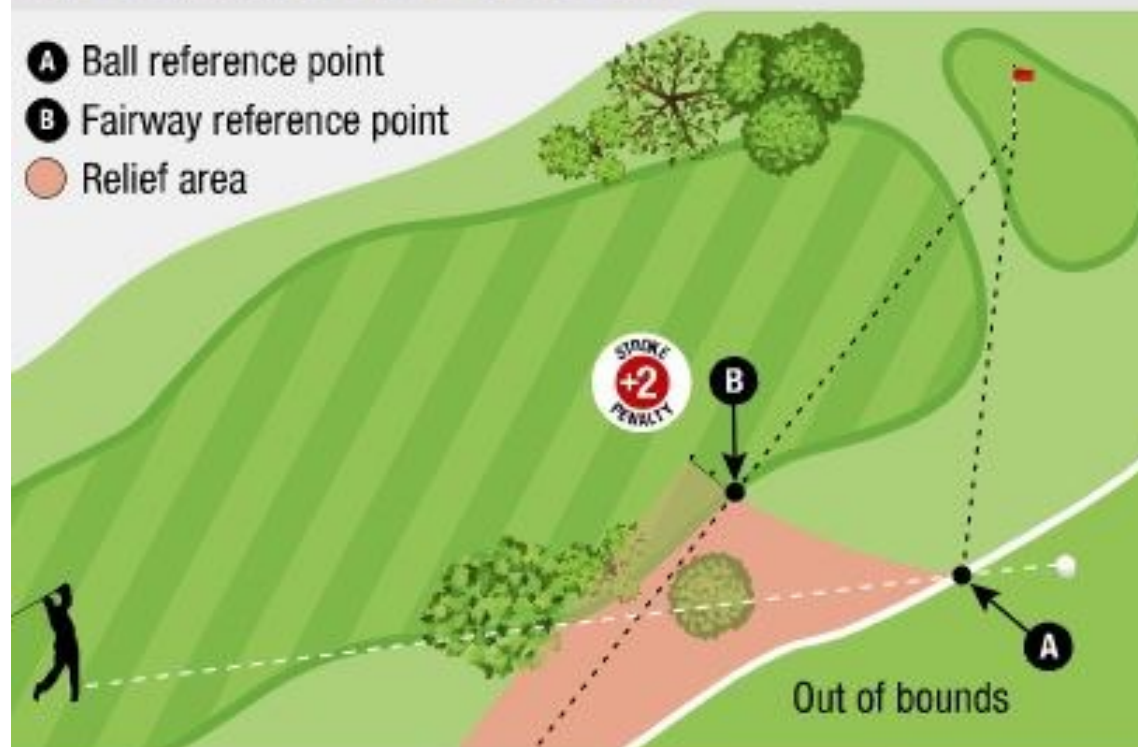
When a player's ball has not been found, the player may take stroke-and-distance relief, or when Model Local Rule E-5 is introduced, the player has the additional option to drop a ball in and play from the relief area described below for two penalty strokes:

| Reference Points | Size of Relief Area | Limits on Relief Area |
|--|--|---|
| <p>A. Ball Reference Point: The point where the original ball is estimated to have come to rest on the course (point A)</p> <p>B. Fairway Reference Point: The point of fairway of the hole being played (point B) that is nearest to the ball reference point, but is not nearer the hole than the ball reference point</p> | <p>Anywhere between:</p> <ul style="list-style-type: none"> • A line from the hole through the ball reference point (point A) (and within two club-lengths to the outside of that line), and • A line from the hole through the fairway reference point (point B) (and within two club-lengths to the fairway side of that line) | <p>The relief area:</p> <ul style="list-style-type: none"> • Must not be nearer the hole than the ball reference point, and • Must be in the general area |

Player Notes:

As the relief area is likely to be very large, the ball could roll a considerable distance from the spot where it first strikes the ground and not need to be dropped again.

MLR E-5 DIAGRAM 2: BALL OUT OF BOUNDS



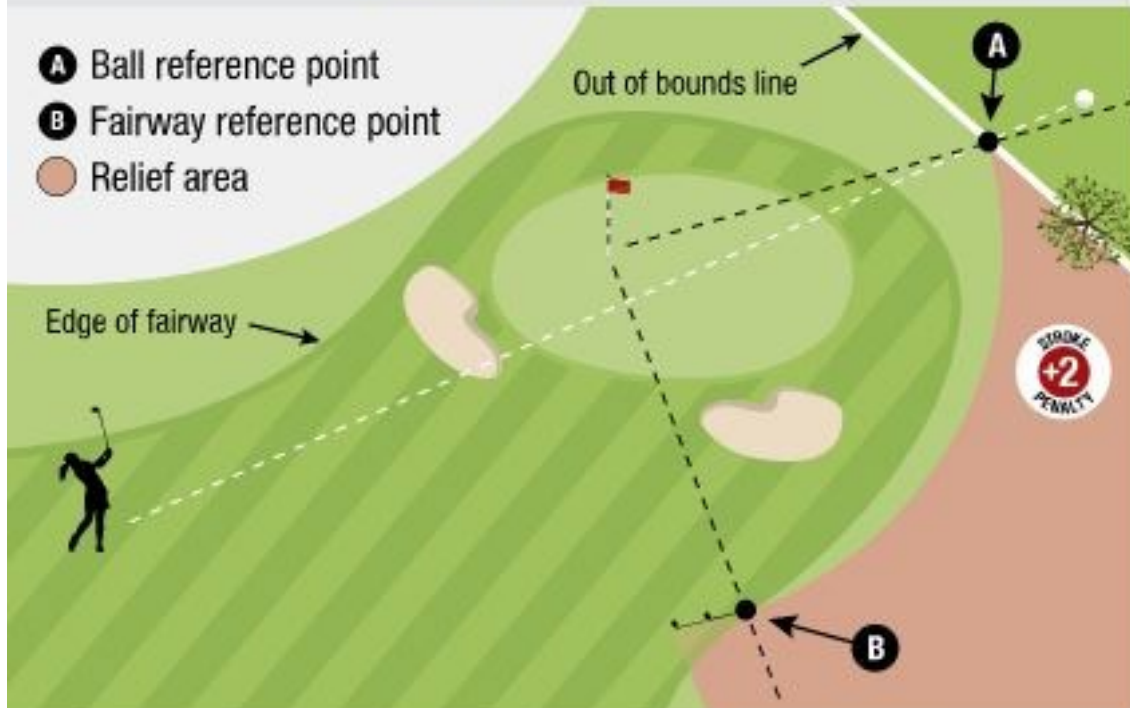
When a player's ball is known or virtually certain to be out of bounds, the player may take stroke-and-distance relief, or when Model Local Rule E-5 is introduced, the player has the additional option to drop a ball in and play from the relief area described below for two penalty strokes:

| Reference Point | Size of Relief Area | Limits on Relief Area |
|--|--|---|
| <p>A. Ball Reference Point: The point where the original ball is estimated to have last crossed the edge of the course boundary to go out of bounds (point A)</p> <p>B. Fairway Reference Point: The point of fairway of the hole being played (point B) that is nearest to the ball reference point, but is not nearer the hole than the ball reference point</p> | <p>Anywhere between:</p> <ul style="list-style-type: none"> • A line from the hole through the ball reference point (point A) (and within two club-lengths to the outside of that line but still on the course), and • A line from the hole through the fairway reference point (point B) (and within two club-lengths to the fairway side of that line) | <p>The relief area:</p> <ul style="list-style-type: none"> • Must not be nearer the hole than the ball reference point, and • Must be in the general area |

Player Notes:

As the relief area is likely to be very large, the ball could roll a considerable distance from the spot where it first strikes the ground and not need to be dropped again.

MLR E-5 DIAGRAM 3: BALL NOT FOUND OR OUT OF BOUNDS CLOSE TO GREEN



When a player's ball has not been found or is known or virtually certain to be out of bounds, the player may take stroke-and-distance relief, or when Model Local Rule E-5 is introduced, the player has the additional option to drop a ball in and play from the relief area described below for two penalty strokes:

| Reference Points | Size of Relief Area | Limits on Relief Area |
|--|--|---|
| <p>A. Ball Reference Point: The point where the original ball is estimated to have come to rest on the course or last crossed the edge of the course boundary to go out of bounds (point A)</p> <p>B. Fairway Reference Point: The point of fairway of the hole being played (point B) that is nearest to the ball reference point, but is not nearer the hole than the ball reference point</p> | <p>Anywhere between:</p> <ul style="list-style-type: none"> • A line from the hole through the ball reference point (point A) (and within two club-lengths to the outside of that line), and • A line from the hole through the fairway reference point (point B) (and within two club-lengths to the fairway side of that line) | <p>The relief area:</p> <ul style="list-style-type: none"> • Must not be nearer the hole than the ball reference point, and • Must be in the general area |

Player Notes:

As the relief area is likely to be very large, the ball could roll a considerable distance from the spot where it first strikes the ground and not need to be dropped again.